

Fahrradimporte Österreichs ¹⁾ in Stück (Teil 1/2)

Herkunftsland	1980	1990	2000	2010	2015	2020	2021	2022	2023
Belgien	166	728	93	177	1.070	4.501	1.736	387	478
Bulgarien	0	0	604	24.571	18.571	5.224	2.117	17.929	4.932
Dänemark	0	0	16	120	31	32	75	249	63
Deutschland	153.096	271.274	61.355	62.632	66.979	124.204	110.598	118.749	91.590
Estland	0	0	0	0	0	0	15	0	0
Finnland	0	0	51	0	8	22	4	122	27
Frankreich	6.654	12.207	2.977	901	7.497	987	1.558	6.396	1.418
Griechenland	0	0	0	0	0	0	0	0	0
Irland	0	0	0	11	0	0	0	0	0
Italien	35.044	147.496	58.895	6.663	3.567	6.594	6.226	10.449	6.911
Kroatien	0	0	0	0	166	0	0	0	0
Lettland	0	0	0	0	0	0	18	0	9
Litauen	0	0	0	156	820	53	177	306	100
Luxemburg	0	0	0	0	0	4	0	2	0
Malta	0	0	0	0	0	0	0	0	0
Niederlande	0	6.006	5.127	11.478	17.562	21.095	38.466	10.315	8.107
Polen	0	19.219	6.731	14.572	27.158	8.172	4.990	6.510	2.730
Portugal	0	0	0	0	0	2.941	3.754	2.116	2.479
Rumänien	0	0	2	85	1.863	2.501	3.617	3.085	2.074
Schweden	0	0	0	8	0	45	18	547	17
Slowakei	0	0	60	1.289	93	3.377	9.139	4.601	21
Slowenien	0	0	18.343	1	199	175	95	96	4
Spanien	0	0	200	44	152	1.795	2.637	3.300	3.443
Tschechien	7.831	9.092	15.479	46.968	68.040	79.388	72.855	63.399	59.934
Ungarn	0	0	1.552	899	939	192	1.124	5.142	2.815
Ver. Königreich *)	0	570	116	504	2.175	-	-	-	-
Zypern	0	0	0	0	0	0	0	0	0
Intra-EU (27)	204.771	466.592	171.601	171.079	216.890	261.302	259.219	253.700	187.152
Island	0	0	0	0	0	0	0	0	0
Liechtenstein	0	0	1.332	51	80	1	0	10	5
Norwegen	0	0	0	1	4	0	0	3	9
Schweiz	126	25.297	193	410	358	254	279	182	101
EFTA	126	25.297	1.525	462	442	255	279	195	115
Albanien	0	0	0	0	0	0	0	1	0
Andorra	0	0	0	0	0	0	1	0	0
Bosnien-Herzegowina	399	0	0	0	0	0	1	2	0
Mazedonien	0	0	0	1	0	0	0	0	0
Russland	0	0	0	0	0	2	2	1	2
San Marino	0	0	0	0	0	0	0	10	2
Moldau	0	0	0	0	0	4	1	0	0
Serbien	0	0	0	0	569	10.712	12.435	14.505	9.451
Türkei	0	0	12	342	3.089	4.833	3.049	3.996	2.810
Ukraine	0	0	0	0	0	0	0	1	0
Weißrussland	0	0	0	0	0	0	0	1	0
Ver. Königreich *)	-	-	-	-	-	12.927	1.462	1.769	937
übr. Länder Europas	399	0	12	343	3.658	28.478	16.951	20.286	13.202
Ägypten	0	0	0	0	0	0	0	0	0
Äthiopien	0	0	0	0	0	0	0	0	0
Demok. Rep. Kongo	0	0	0	0	0	1	0	0	0
Elfenbeinküste	0	0	0	0	12	0	0	0	0
Komoren	0	0	0	0	0	0	0	4	1
Kenia	0	0	0	0	2	0	0	0	0
Mauritius	0	0	0	0	1	0	0	0	0
Namibia	0	0	4	0	0	0	0	0	0
Seychellen	0	0	0	0	0	0	0	0	0
Sierra Leone	0	0	0	0	0	0	0	0	0
Simbabwe	0	0	0	4	0	0	0	0	0
Südafrika	0	0	0	0	2	3	0	3	0
Tunesien	0	0	0	0	100	124	163	1.668	1.478
Afrika	0	0	4	4	117	128	163	1.675	1.479

*) EU Austritt per 31.01.2020

Fahrradimporte Österreichs ¹⁾ in Stück (Teil 2/2)

Herkunftsland	1980	1990	2000	2010	2015	2020	2021	2022	2023
Übertrag:	205.296	491.889	173.142	171.888	221.107	290.163	276.612	275.856	201.948
Argentinien	0	0	0	0	0	0	0	0	0
Aruba	0	0	0	0	0	0	0	0	0
Brasilien	0	0	0	0	0	0	0	4	0
Chile	0	0	0	0	0	4	0	1	0
Costa Rica							0	2	0
Dominik. Republik	0	0	0	0	0	0	0	0	0
Guatemala	0	0	0	0	0	0	0	0	0
Kanada	0	1.166	0	6	103	121	254	222	7
Mexiko	151	0	0	0	1	0	0	0	0
Nicaragua	0	0	0	0	36	0	0	0	0
Niederl. Antillen	0	0	0	0	0	0	0	0	0
Paraguay							0	3	0
Peru	0	0	0	0	0	1	0	0	0
Vereinigten Staaten	0	2.219	7.101	657	1.073	769	235	119	148
Amerika	151	3.385	7.101	663	1.213	895	489	351	155
Bangladesch	0	0	0	3.710	6.390	21.561	38.069	54.180	44.459
China	0	6.111	13.783	9.295	4.880	6.933	15.137	27.131	12.460
Georgien	0	0	0	0	0	0	0	0	0
Hongkong	0	0	0	0	2	1	0	2	1
Indien	0	0	1.184	111	4.075	594	42	659	4.438
Indonesien	0	463	15	19.190	7.609	9.108	14.214	16.047	17.438
Iran	0	0	0	0	1	0	0	1	1
Israel	0	0	0	0	13	0	0	3	3
Japan	0	1.846	0	1	36	5	0	107	4
Jordanien	0	0	0	0	0	0	0	0	0
Kambodscha	0	0	0	31.604	55.701	146.027	212.326	363.447	184.701
Kasachstan	0	0	0	0	0	0	0	0	1
Kirgisistan	0	0	0	0	0	0	0	0	0
Korea R.	0	0	0	0	0	0	0	0	0
Kuwait	0	0	0	0	0	0	2	0	0
Libanon	0	0	0	0	0	0	3	0	0
Macau	0	0	0	65	0	0	0	0	0
Malaysia	0	1.099	9	379	1	0	0	0	0
Myanmar							0	308	0
Nepal	0	0	0	0	0	0	0	0	0
Nordkorea	0	0	0	0	0	0	0	0	0
Oman	0	0	0	0	0	0	0	0	0
Philippinen	0	0	23.665	17.861	27.999	9.708	15.594	9.544	1.114
Singapur	0	0	0	0	0	1	2	0	4
Sri Lanka	0	0	0	6.838	0	95	2.155	1.472	823
Saudi Arabien	0	0	0	0	0	0	0	0	0
Südkorea	0	0	0	0	2	0	1	0	2
Taiwan	0	95.815	196.270	61.415	31.693	21.275	23.235	24.331	27.362
Thailand	0	0	8.839	51.217	4.990	5.273	3.711	5.708	4.633
Tadschikistan	0	0	0	0	0	0	0	0	0
Ver. Arab. Emirate	0	0	0	0	18	1	0	0	1
Vietnam	0	0	41.418	107	3.647	8.427	20.789	11.442	7.053
Asien	0	105.334	285.183	201.793	147.057	229.009	345.280	514.382	304.498
Australien	0	0	0	4	5	4	5	7	0
Neuseeland	0	0	0	0	0	1	0	1	3
Australien u. Neuseeland	0	0	0	4	5	5	5	8	3
Sonstige	0	945	0	44	0				
Insgesamt	205.447	601.553	465.426	374.392	369.382	520.072	622.386	790.597	506.604

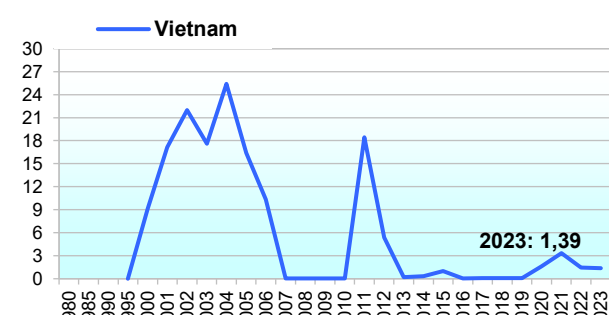
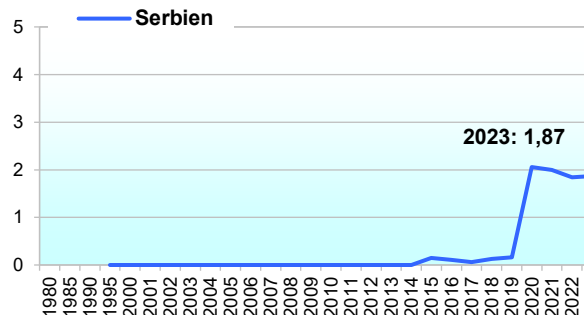
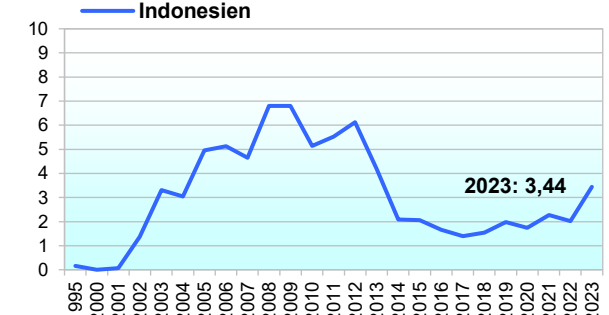
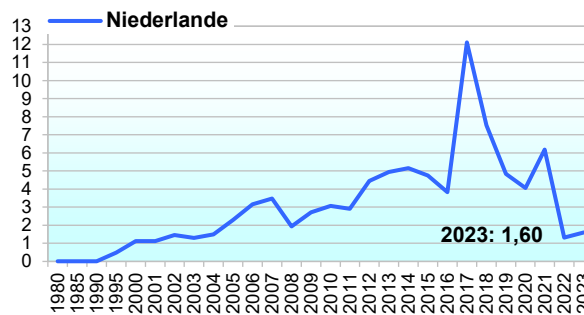
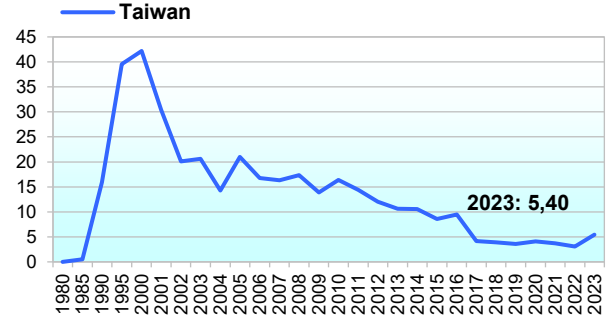
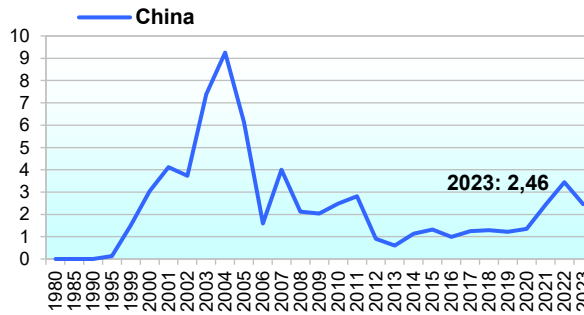
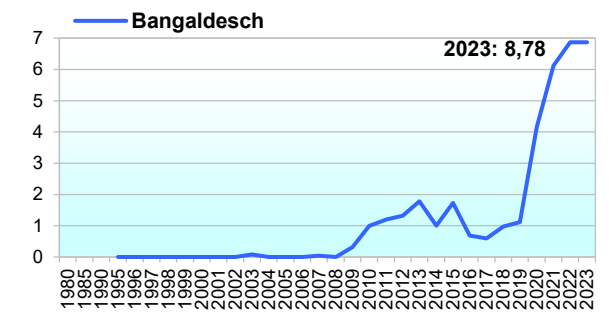
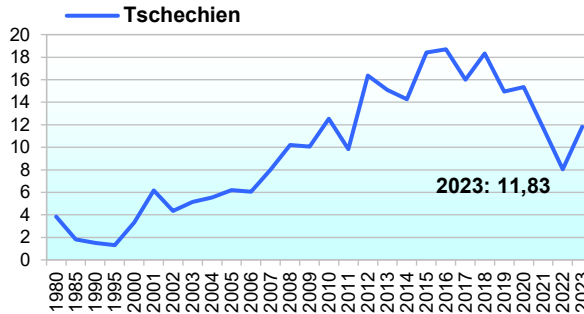
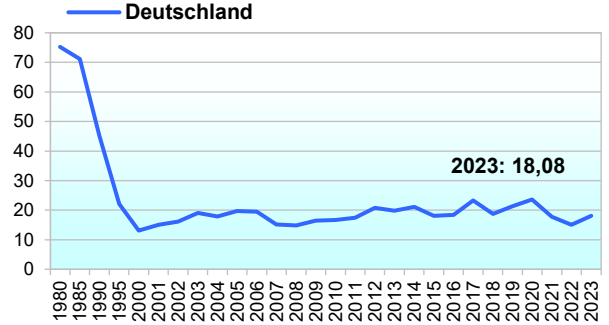
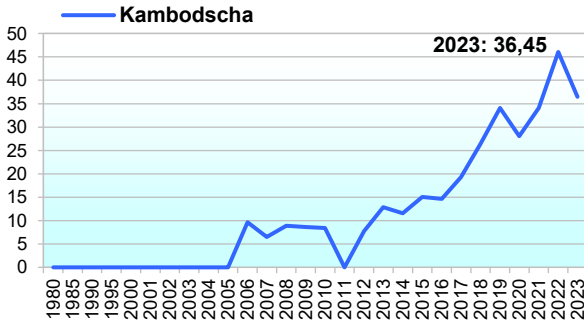
1) exklusive Pedelecs (Fahrräder mit Hilfsmotor) und Lastendreiräder

Quelle: STATISTIK AUSTRIA „Der Außenhandel Österreichs“, vorläufige Werte 2023

Stand: April 2024

Fahrradimporte Österreichs 1980 – 2023 ¹⁾

Top 10 - Import-Marktanteil in %



1) exklusive Pedececs (Fahrräder mit Hilfsmotor) und Lastendreiräder

Quelle: Tabelle „Fahrradimporte Österreichs“; vorläufige Werte 2023

Stand: April 2024